

## DESIGN GUIDE

# MP Rotator®: High Efficiency Multi-Stream Nozzle



## Matched Precipitation

The MP Rotator maintains its matched precipitation rate at any arc or radius setting, simplifying landscape irrigation designs while maximizing efficiency.

### Reliable Operation

Patented double-pop nozzle keeps the sprinkler free from external debris.

### Efficient Application

Multiple rotating streams provide even coverage and wind resistance, eliminating dry spots.

### Pressure Regulation

For best results, use the pressure-regulated Hunter PRS40.

### Accurate Adjustments

Arc and radius can be adjusted while maintaining matched precipitation. Radius can be reduced up to 25%.

### Durable

Removable inlet filter keeps sprinkler free from internal debris.

### Easy Installation

Compatible with all Hunter spray bodies—perfect for retrofits. Use the MP-HT for female-threaded spray bodies.



# MP ROTATOR DESIGN GUIDE

## APPLICATION

### 1 MP Rotator Application

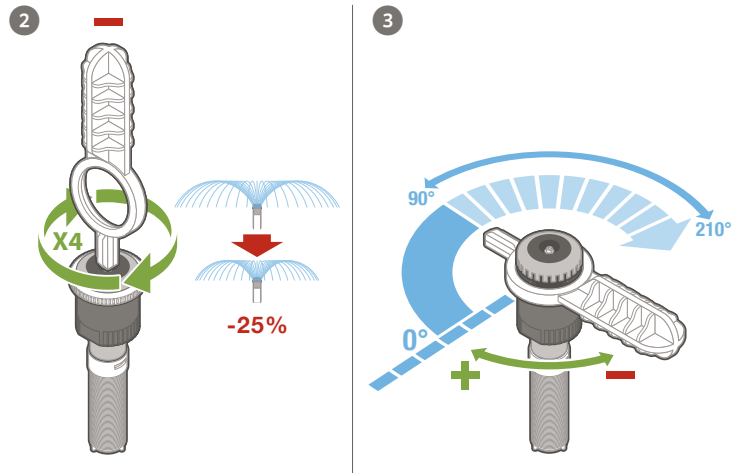
Specify the MP Rotator as the desired nozzle in a spray head body.

Retrofit spray systems by installing the MP Rotator onto any conventional spray head or shrub adapter.

### 2 Radius Adjustment

All models of the MP Rotator allow for easy radius adjustment of up to 25% while maintaining automatic matched precipitation.

Turn the nozzle adjustment screw clockwise to reduce the radius or counter clockwise to increase the radius. Four full rotations will maximize the effect. Additional rotations will not affect the performance of the nozzle.



### 3 Arc Setting

The MP Rotator has a fixed left edge on all 90-210 models and 210-270 models. Turn the adjustment ring clockwise to increase the arc, and turn the adjustment ring counter-clockwise to decrease the arc.

### 4 Pressure

Optimal performance and uniformity are reached at 40 PSI operating pressure. Use the Pro-Spray PRS40 to achieve pressure regulation of 40 PSI.

To reach the minimum radius, use the Pro-Spray PRS30 for pressure regulation to 30 PSI. To achieve maximum radius, increase the pressure over 40 PSI.



#### MP ROTATOR FACTORY SETTINGS

New MP Rotators are shipped from the factory at the maximum radius setting and with the following arc settings:

MP MODEL	FACTORY SET ARC
90-210	180 °
210-270	210 °
360	full circle
MP Corner	45 °
MP Side Strip	180 °
MP Left & Right Strip	90 °

#### MP ROTATOR NOZZLE HEIGHT AND TRAJECTORY

Nozzle No.	Pressure (PSI)	Degrees of Trajectory	Max. Height of Spray
MP800SR	40	18	18"
1000	40	20	20"
2000	40	26	45"
3000	40	26	79"
3500	40	26	79"
Corner	40	14	14"
MP Side Strip	40	16	19"
MP Left Strip	40	16	18"

# LAYOUT AND PLACEMENT

## Run Times

Because the MP Rotator applies less water with increased uniformity, simply doubling the run time used for traditional spray nozzles may supply sufficient water to the landscape while using less water overall.

Or you can calculate the run time based on the lower precipitation rate.

Visit [www.hunterindustries.com/tools/runtime](http://www.hunterindustries.com/tools/runtime) for more information on run time calculations.

## Precipitation Rate Calculations

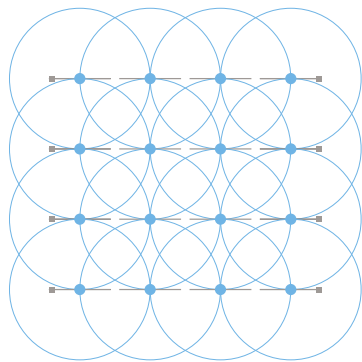
MP Rotators are recommended for use with head-to-head coverage in either square or triangular layouts.

### Square Spacing Application Rate

$$\frac{96.25 \times \text{GPM of } 360^\circ \text{ sprinkler}}{\text{Head spacing} \times \text{Row spacing}}$$

Example:

$$\frac{96.25 \times 1.47 \text{ GPM}}{19' \times 19'} = \frac{141.49}{361} = 0.39 \text{ in/hr}$$



**19' Square Spacing**

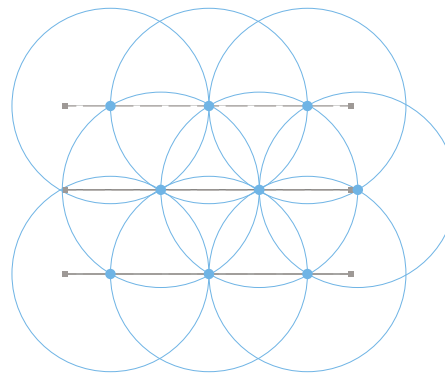
MP2000-360  
40 PSI  
19' Radius  
1.47 GPM  
19' Head x 19' Row,  
Square Spacing

### Equilateral Triangular Spacing Application Rate

$$\frac{96.25 \times \text{GPM of } 360^\circ \text{ sprinkler}}{(\text{Head spacing} \times \text{Head spacing}) 0.866}$$

Example:

$$\frac{96.25 \times 3.64 \text{ GPM}}{(30 \times 30) 0.866} = \frac{350.35}{(900) 0.866} = \frac{350.35}{779.4} = 0.45 \text{ in/hr}$$



**30' Triangular Spacing**

MP3000-360  
40 PSI  
30' Radius  
3.64 GPM  
30' Head x 26' Row,  
Triangular Spacing

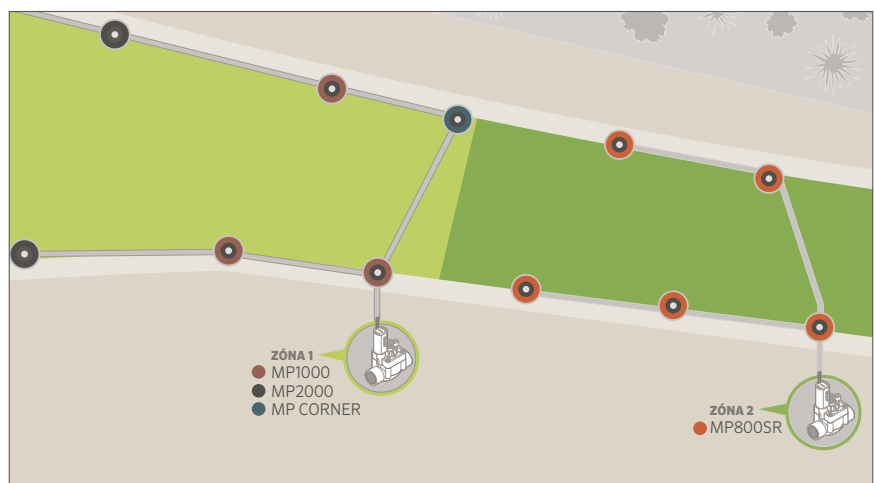
**Note:** Equilateral triangular spacing has a higher application rate than square spacing due to less area per sprinkler.

## Zoning with the MP Rotator

The standard MP Rotators have a matched precipitation rate of approximately 0.4 in/hr. This means any standard MP Rotator at any arc or radius can be placed on the same zone.

The MP800SR can be configured to work well in head-to-head coverage in either square or triangular layouts. When square spacing is used, the resulting precipitation rate will be approximately 0.8 in/hr.

Since this precipitation rate differs from the standard line of MP Rotators, it is strongly suggested to zone the MP800SR separately to maintain matched precipitation within each zone.



## MP ROTATOR DESIGN GUIDE

# MP800SR

### Matched Precipitation


Realize water savings for tight spaces with the MP800SR. The SR series offers the benefits of multi-stream multi-trajectory technology in smaller areas than ever before. The MP800SR delivers water to distances as small as 6' at a matched precipitation rate of approximately **0.8 in/hr**, less than half that of traditional spray nozzles.

### Radius

### Arc



90° to 210°



360°

### MP800SR



MP800SR-90



MP800SR-360

### Pressure Ratings

The MP800SR, just like its larger family of MP Rotators, prefers 40 PSI for optimal performance. This pressure yields the best results for coverage and distribution uniformity. **However, to achieve the lowest radius setting of 6', it will be necessary to regulate the inlet pressure to 30 PSI.** Use a PRS30 to achieve a consistent inlet pressure of 30 PSI.

### PRS30

Pair with Pro-Spray® PRS30 to achieve minimum 6 ft radius.



### PRS40

Pair with Pro-Spray® PRS40 for optimal performance.



**MP ROTATOR DESIGN GUIDE**






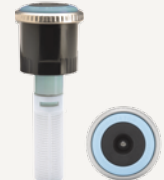
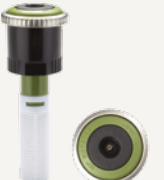




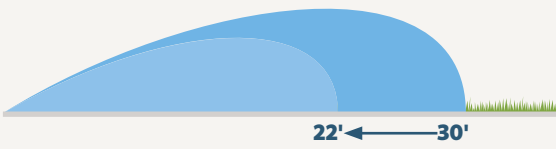

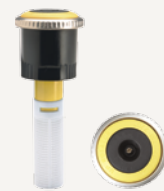



# MP1000, MP2000, MP3000, MP35000

**Matched Precipitation**

All standard MP Rotators have a matched precipitation rate of approximately **0.4 in/hr.**

**Radius**

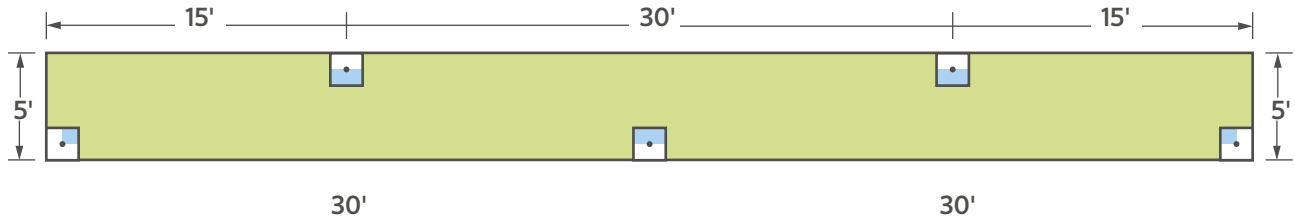
**Arc**

Radius	Arc			
	 <p>90° to 210°</p>	 <p>210° to 270°</p>	 <p>360°</p>	
<p><b>MP1000</b></p> 	 <p><b>MP1000090</b></p>	 <p><b>MP10000210</b></p>	 <p><b>MP10000360</b></p>	
<p><b>MP2000</b></p> 	 <p><b>MP2000090</b></p>	 <p><b>MP20000210</b></p>	 <p><b>MP20000360</b></p>	
<p><b>MP3000</b></p> 	 <p><b>MP3000090</b></p>	 <p><b>MP30000210</b></p>	 <p><b>MP30000360</b></p>	
<p><b>MP3500</b></p> 	 <p><b>MP3500090</b></p>			

# SIDE STRIP AND CORNER MODELS

## Side Strip Precipitation Example

The precipitation rate of the MP Strips is dependent on the layout of the system. The following is an example of a potential design and associated precipitation rate:



## Precipitation Rate Using Total Area Method

$$P = \frac{96.25 \times \text{Total Flow (GPM)}}{\text{Total Area (ft}^2\text{)}}$$

$$P = \frac{96.25 \times (0.22 + 0.44 + 0.44 + 0.44 + 0.22)}{5 \times 60}$$

$$P = 0.56 \text{ in/hr}$$



**MPLCS515**  
(Left Strip)



**MPSS530**  
(Side Strip)



**MPRCS515**  
(Right Strip)

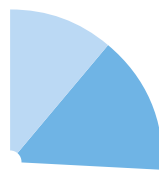

## MP Corner

The MP Corner is specially designed to provide extra coverage in tight corners so that neighboring heads do not need to reach into the corner to provide head-to-head coverage, avoiding unnecessary overspray onto non-target areas.

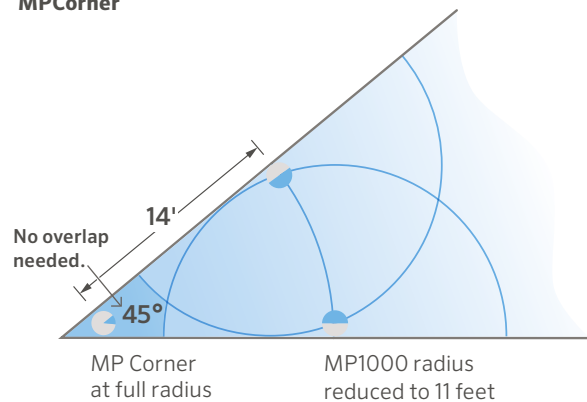


**MPCorner**

8-15 ft



45°-105°



MP Corner at full radius

MP1000 radius reduced to 11 feet

# MP ROTATOR DESIGN GUIDE

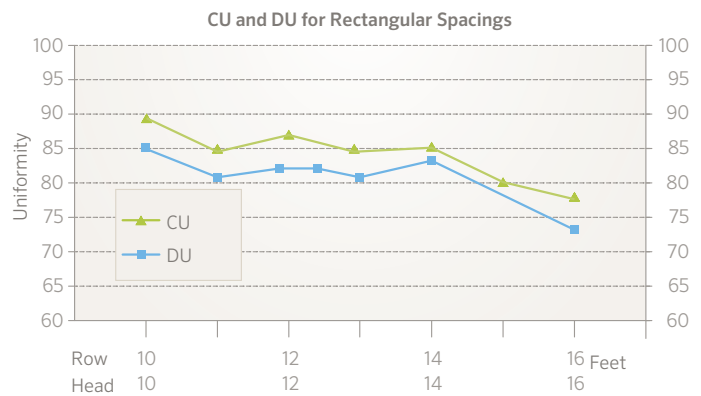
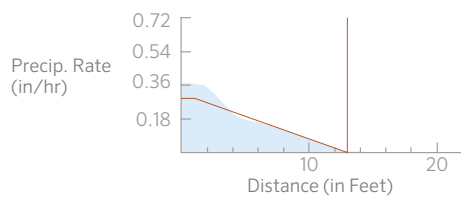
## UNIFORMITY

### Uniformity Samples

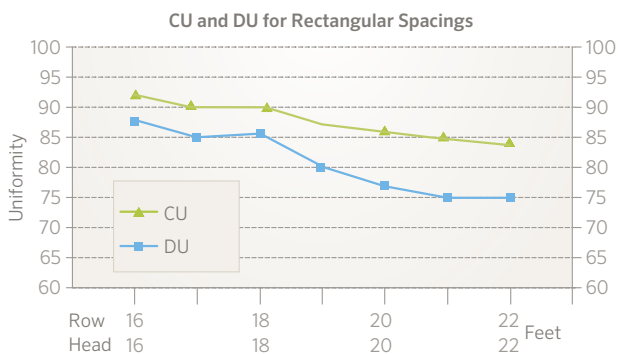
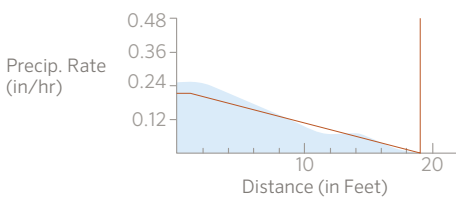
The various streams of the MP Rotator allow it to target all areas of the landscape evenly when properly installed, yielding superior uniformity over traditional spray nozzles. Several independent studies demonstrate this difference and other efficiency benefits of the MP Rotator. Read more at [hunterindustries.com/site-studies](http://hunterindustries.com/site-studies).

Below is a sampling of MP Rotator profiles and associated uniformities. These uniformity examples result from tests performed indoors in controlled conditions. On-site conditions will affect actual uniformity, and the uniformity data may change due to continuing product development.

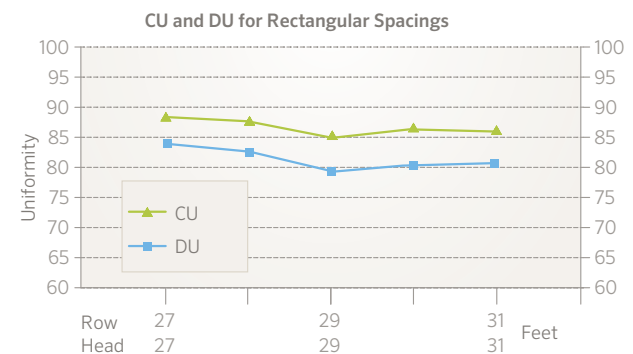
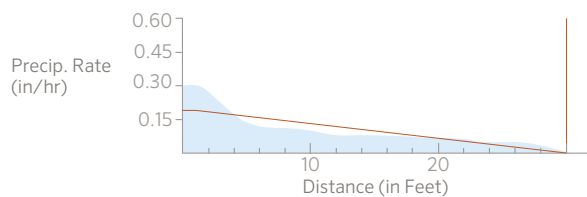
#### MP1000 90-210 180° at 40 PSI



#### MP2000 90-210 180° at 40 PSI



#### MP3000 90-210 180° at 40 PSI



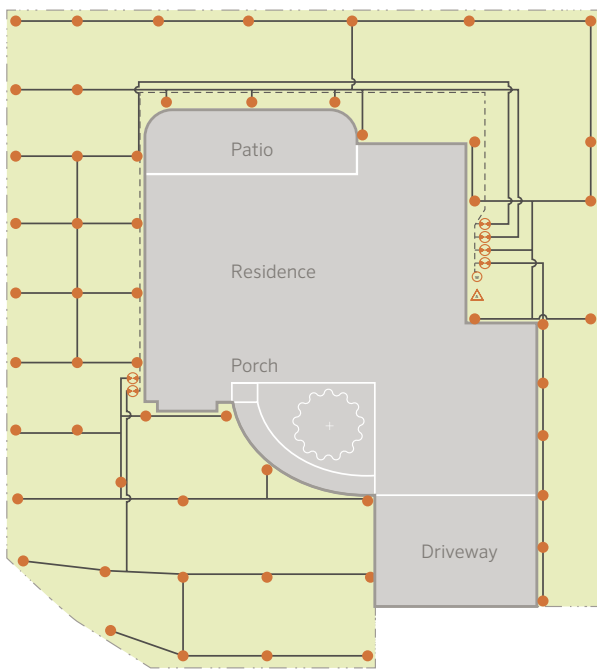
# COST AND WATER SAVINGS

## Lower System Cost

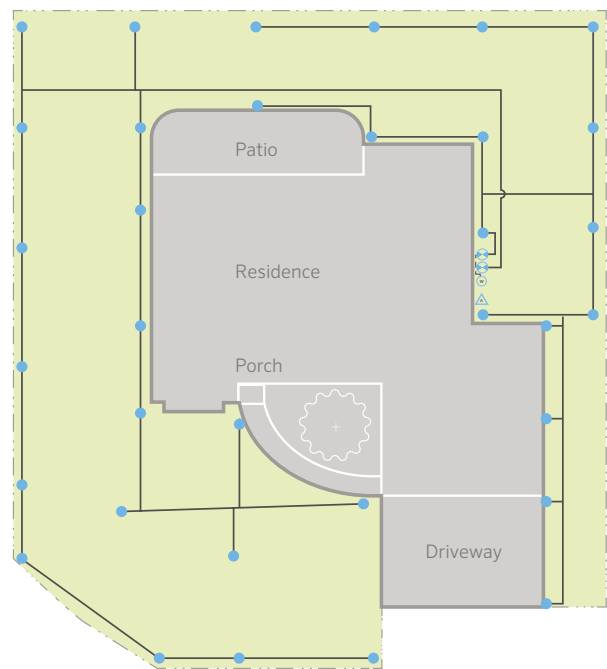
A design with MP Rotators uses far less material and equipment than a traditional spray design, resulting in an overall reduced project cost. Due to the lower flow rates, more heads can be run at once, reducing the number of valves needed.

Learn more about how the MP Rotator provides material and labor savings in this residential site study: [hunterindustries.com/site-study/mp-rotator-creates-material-and-labor-savings](http://hunterindustries.com/site-study/mp-rotator-creates-material-and-labor-savings).

Design Using Traditional Sprays



Design Using MP Rotators



IRRIGATION SYSTEM COST SAVING COMPARISON		
Materials Needed	With Sprays	With MP Rotator
Valves	6	2
Mainline	150 ft	15 ft
Laterals	800 ft	600 ft
Sprinklers	55	34
Controller	6-Station	4-Station
Wire	175 ft	20 ft
<b>OVERALL COST</b>	<b>\$\$\$\$</b>	<b>\$\$</b>

## MP ROTATOR DESIGN GUIDE

# FILTRATION RECOMMENDATIONS AND WASTE WATER APPLICATION

### Filtration Guidelines

It is recommended to use primary filtration when operating with dirty water.

A general rule is to use primary filtration that is five times the mesh rating of the nozzle filter. For example, if the nozzle filter is 20 mesh, the primary filter should be 100 mesh.

Field testing has shown that the MP800SR runs well in dirty water conditions with the use of a 150 mesh primary filtration system.

#### NOZZLE FILTER SIZES

Nozzle	Screen Size (mesh)
MP1000	40
MP2000	40
MP3000	20
MP3500	20
MP Strips and Corner	40
MP800SR90	60
MP800SR360	40

#### HY-100, HY-100-75, HY-075

Height: 6"

Width: 3"

Depth: 5"





Hunter's HY filters with 150 mesh size are a great solution for zone-specific MP800SR arrangements.

### Reclaimed Waste Water

The MP Rotator is an excellent choice when using reclaimed waste water. The materials used in the MP Rotator are chemical-resistant polypropylene, polyurethane, acetal plastics, stainless steel, and EPDM rubber. These materials are designed to withstand the chemicals and conditions commonly used in waste water irrigation.

# MP ROTATOR DESIGN GUIDE

## MP ROTATOR PERFORMANCE DATA





		MP1000 Radius: 8' to 15' Adjustable Arc and Full-Circle ● Maroon: 90° to 210° ● Lt. Blue: 210° to 270° ● Olive: 360°					MP2000 Radius: 13' to 21' Adjustable Arc and Full-Circle ● Black: 90° to 210° ● Green: 210° to 270° ● Red: 360°					MP3000 Radius: 22' to 30' Adjustable Arc and Full-Circle ● Blue: 90° to 210° ● Yellow: 210° to 270° ● Gray: 360°				
Arc	Pressure PSI	Radius ft.	Flow GPM	Flow GPH	Precip in/hr ■ ▲		Radius ft.	Flow GPM	Flow GPH	Precip in/hr ■ ▲		Radius ft.	Flow GPM	Flow GPH	Precip in/hr ■ ▲	
90° 	25	--	--	--	--	--	17	0.34	20.4	0.45	0.52	25	0.71	42.6	0.44	0.51
	30	12	0.17	10.2	0.45	0.52	18	0.38	22.8	0.45	0.52	27	0.76	45.6	0.40	0.46
	35	13	0.19	11.4	0.43	0.50	19	0.40	24.0	0.43	0.49	28	0.82	49.2	0.40	0.46
	<b>40</b>	<b>14</b>	<b>0.21</b>	<b>12.6</b>	<b>0.41</b>	<b>0.48</b>	<b>20</b>	<b>0.43</b>	<b>25.8</b>	<b>0.41</b>	<b>0.48</b>	<b>30</b>	<b>0.86</b>	<b>51.6</b>	<b>0.37</b>	<b>0.42</b>
	45	14	0.23	13.8	0.45	0.52	21	0.46	27.6	0.40	0.46	30	0.90	54.0	0.39	0.44
	50	15	0.25	15.0	0.43	0.49	21	0.47	28.2	0.41	0.47	30	0.95	57.0	0.41	0.47
180° 	25	--	--	--	--	--	16	0.6	36.0	0.45	0.52	25	1.44	86.4	0.44	0.51
	30	12	0.34	20.4	0.45	0.52	17	0.64	38.4	0.43	0.49	27	1.58	94.8	0.42	0.48
	35	13	0.38	22.8	0.43	0.50	18	0.71	42.6	0.42	0.49	28	1.70	102.0	0.42	0.48
	<b>40</b>	<b>14</b>	<b>0.42</b>	<b>25.2</b>	<b>0.41</b>	<b>0.48</b>	<b>19</b>	<b>0.77</b>	<b>46.2</b>	<b>0.41</b>	<b>0.47</b>	<b>30</b>	<b>1.82</b>	<b>109.2</b>	<b>0.39</b>	<b>0.45</b>
	45	14	0.44	26.4	0.43	0.50	20	0.85	51.0	0.41	0.47	30	1.93	115.8	0.41	0.48
	50	15	0.50	30.0	0.43	0.49	21	0.91	54.6	0.40	0.46	30	2.04	122.4	0.44	0.50
210° 	25	--	--	--	--	--	16	0.72	43.2	0.46	0.54	25	1.68	100.8	0.44	0.51
	30	12	0.40	24.0	0.46	0.53	17	0.75	45.0	0.43	0.49	27	1.84	110.4	0.42	0.48
	35	13	0.45	27.0	0.44	0.51	18	0.81	48.6	0.41	0.48	28	1.99	119.4	0.42	0.48
	<b>40</b>	<b>14</b>	<b>0.49</b>	<b>29.4</b>	<b>0.41</b>	<b>0.48</b>	<b>19</b>	<b>0.86</b>	<b>51.6</b>	<b>0.39</b>	<b>0.45</b>	<b>30</b>	<b>2.12</b>	<b>127.2</b>	<b>0.39</b>	<b>0.45</b>
	45	14	0.51	30.6	0.43	0.50	20	0.91	54.6	0.38	0.43	30	2.25	135.0	0.41	0.48
	50	15	0.57	34.2	0.42	0.48	21	0.98	58.8	0.37	0.42	30	2.37	142.2	0.43	0.50
270° 	25	--	--	--	--	--	16	0.87	52.2	0.44	0.50	25	2.19	131.4	0.45	0.52
	30	12	0.48	28.8	0.43	0.49	17	0.95	57.0	0.42	0.49	27	2.37	142.2	0.42	0.48
	35	13	0.53	31.8	0.40	0.46	18	1.03	61.8	0.41	0.47	28	2.55	153.0	0.42	0.48
	<b>40</b>	<b>14</b>	<b>0.63</b>	<b>37.8</b>	<b>0.41</b>	<b>0.48</b>	<b>19</b>	<b>1.10</b>	<b>66.0</b>	<b>0.39</b>	<b>0.45</b>	<b>30</b>	<b>2.73</b>	<b>163.8</b>	<b>0.39</b>	<b>0.45</b>
	45	14	0.67	40.2	0.44	0.51	20	1.17	70.2	0.38	0.43	30	2.89	173.4	0.41	0.48
	50	15	0.72	43.2	0.41	0.47	21	1.23	73.8	0.36	0.41	30	3.06	183.6	0.44	0.50
360° 	25	--	--	--	--	--	16	1.20	72.0	0.45	0.52	25	2.88	172.8	0.44	0.51
	30	12	0.69	41.4	0.46	0.53	17	1.28	76.8	0.43	0.49	27	3.15	189.0	0.42	0.48
	35	13	0.77	46.2	0.44	0.51	18	1.37	82.2	0.41	0.47	28	3.40	204.0	0.42	0.48
	<b>40</b>	<b>14</b>	<b>0.84</b>	<b>50.4</b>	<b>0.41</b>	<b>0.48</b>	<b>19</b>	<b>1.48</b>	<b>88.8</b>	<b>0.39</b>	<b>0.46</b>	<b>30</b>	<b>3.64</b>	<b>218.4</b>	<b>0.39</b>	<b>0.45</b>
	45	14	0.88	52.8	0.43	0.50	20	1.57	94.2	0.38	0.44	30	3.86	231.6	0.41	0.48
	50	15	0.98	58.8	0.42	0.48	21	1.68	100.8	0.37	0.42	30	4.07	244.2	0.44	0.50
55	15	1.01	60.6	0.43	0.50	21	1.74	104.4	0.38	0.44	30	4.27	256.2	0.46	0.53	

		MP3500 Radius: 31' to 35' Adjustable Arc ● Light Brown: 90°					MP3500 Radius: 31' to 35' Adjustable Arc ● Light Brown: 180°					MP3500 Radius: 31' to 35' Adjustable Arc ● Light Brown: 210°				
Pressure PSI	Radius ft.	Flow GPM	Flow GPH	Precip in/hr ■ ▲		Radius ft.	Flow GPM	Flow GPH	Precip in/hr ■ ▲		Radius ft.	Flow GPM	Flow GPH	Precip in/hr ■ ▲		
25	33	1.04	62.4	0.37	0.42	33	2.21	132.6	0.39	0.45	33	2.59	155.4	0.39	0.45	
30	34	1.13	67.8	0.38	0.43	34	2.24	134.4	0.37	0.43	34	2.84	170.4	0.41	0.47	
35	34	1.21	72.6	0.40	0.47	34	2.65	159.0	0.44	0.51	34	3.08	184.8	0.44	0.51	
<b>40</b>	<b>35</b>	<b>1.28</b>	<b>76.8</b>	<b>0.40</b>	<b>0.46</b>	<b>35</b>	<b>2.86</b>	<b>171.6</b>	<b>0.45</b>	<b>0.52</b>	<b>35</b>	<b>3.29</b>	<b>197.4</b>	<b>0.44</b>	<b>0.51</b>	
45	35	1.38	82.8	0.43	0.50	35	3.10	186.0	0.49	0.56	35	3.54	212.4	0.48	0.55	
50	35	1.43	85.8	0.45	0.52	35	3.21	192.6	0.50	0.58	35	3.76	225.6	0.51	0.59	
55	35	1.50	90.0	0.47	0.54	35	3.28	196.8	0.52	0.60	35	3.94	236.4	0.53	0.61	

**Bold** = Optimal pressure for the MP Rotator is 40 PSI. This can easily be achieved by using the MP Rotator with the Hunter PRS40 Spray Body, pressure regulated at 40 PSI.

# MP ROTATOR DESIGN GUIDE




## Cross References:




MP ROTATOR PERFORMANCE DATA							
MP800SR							
Radius: 6' to 12'							
Adjustable Arc and Full-Circle							
● Orange and Gray: 90° to 210°							
● Lime Green and Gray: 360°							
MAX RADIUS				MIN RADIUS			
Arc	Pressure PSI	Radius ft.	Flow GPM	Flow GPH	Precip in/hr ■ ▲	Radius ft.	Flow GPM
90° 	30	8	0.17	9.6	0.90 1.04	6	0.13
	35	9	0.21	11.4	0.89 1.03	7	0.15
	<b>40</b>	<b>10</b>	<b>0.23</b>	<b>13.8</b>	<b>0.83 0.96</b>	<b>8</b>	<b>0.16</b>
	45	11	0.25	15.0	0.80 0.92	8	0.18
	50	11	0.27	16.2	0.79 0.92	9	0.19
	55	12	0.28	16.8	0.80 0.93	10	0.20
180° 	30	8	0.33	19.2	0.88 1.02	6	0.26
	35	9	0.38	22.2	0.85 0.99	7	0.29
	<b>40</b>	<b>10</b>	<b>0.42</b>	<b>25.2</b>	<b>0.81 0.93</b>	<b>8</b>	<b>0.32</b>
	45	11	0.46	27.6	0.77 0.88	8	0.36
	50	11	0.48	28.8	0.76 0.88	9	0.38
210° 	30	8	0.35	22.2	0.80 0.93	6	0.30
	35	9	0.38	26.4	0.77 0.89	7	0.34
	<b>40</b>	<b>10</b>	<b>0.43</b>	<b>29.4</b>	<b>0.81 0.91</b>	<b>8</b>	<b>0.37</b>
	45	10	0.45	31.8	0.82 0.95	8	0.42
	50	11	0.49	33.6	0.73 0.85	9	0.44
360° 	30	8	0.66	37.8	0.89 1.03	6	0.47
	35	9	0.71	42.0	0.80 0.92	7	0.52
	<b>40</b>	<b>10</b>	<b>0.78</b>	<b>46.8</b>	<b>0.79 0.91</b>	<b>8</b>	<b>0.56</b>
	45	10	0.85	51.0	0.78 0.90	8	0.59
	50	11	0.88	52.8	0.73 0.85	9	0.63
55	12	0.98	58.8	0.70 0.81	10	0.70	

### PERFORMANCE DATA NOTE FOR ALL CHARTS:

**Bold** = Recommended Pressure.

The MP Rotator is designed to maintain matched precipitation after radius adjustment. Optimal pressure for the MP Rotator is 40 PSI. This can be achieved easily by using the MP Rotator with the Hunter PRS40 Spray Body, pressure regulated at 40 PSI.

MP ROTATOR PERFORMANCE DATA				
MP Corner				
Radius: 8' to 15'				
Adjustable Arc				
● Turquoise: 45° to 105°				
Arc	Pressure PSI	Radius ft.	Flow GPM	Flow GPH
45° 	25	--	--	--
	30	12	0.17	10.2
	35	13	0.18	10.8
	<b>40</b>	<b>14</b>	<b>0.19</b>	<b>11.4</b>
	45	14	0.21	12.6
	50	14	0.22	13.2
90° 	25	11	0.31	18.6
	30	12	0.34	20.4
	35	13	0.36	21.6
	<b>40</b>	<b>14</b>	<b>0.39</b>	<b>23.4</b>
	45	14	0.41	24.6
	50	15	0.43	25.8
105° 	25	11	0.36	21.6
	30	12	0.39	23.4
	35	13	0.42	25.2
	<b>40</b>	<b>14</b>	<b>0.45</b>	<b>27.0</b>
	45	14	0.48	28.8
	50	15	0.51	30.6
55	15	0.53	31.8	

MP ROTATOR PERFORMANCE DATA				
● MPLCS515: Ivory, MP Left Corner Strip				
● MPRCS515: Copper, MP Right Corner Strip				
● MPSS530: Brown, MP Side Strip				
	Pressure PSI	Radius ft.	Flow GPM	Flow GPH
<b>MP Left Corner Strip</b> 	30	4 x 14	0.19	11.4
	35	5 x 15	0.21	12.6
	<b>40</b>	<b>5 x 15</b>	<b>0.22</b>	<b>13.2</b>
	45	5 x 15	0.23	13.8
	50	6 x 16	0.25	15.0
	55	6 x 16	0.26	15.6
<b>MP Right Corner Strip</b> 	30	4 x 14	0.19	11.4
	35	5 x 15	0.21	12.6
	<b>40</b>	<b>5 x 15</b>	<b>0.22</b>	<b>13.2</b>
	45	5 x 15	0.23	13.8
	50	6 x 16	0.25	15.0
	55	6 x 16	0.26	15.6
<b>MP Side Strip</b> 	30	4 x 28	0.38	22.8
	35	5 x 30	0.41	24.6
	<b>40</b>	<b>5 x 30</b>	<b>0.44</b>	<b>26.4</b>
	45	5 x 30	0.47	28.2
	50	6 x 32	0.49	29.4
	55	6 x 32	0.51	30.6







Strip pattern radius can be adjusted by 25%.

**MP ROTATOR DESIGN GUIDE**

# FIELD IDENTIFICATION

MP Rotator models are color-coded for easy field identification.

	MP1000	MP2000	MP3000	MP3500	MP Strip
<b>Radius</b>	8' to 15'	13' to 21'	22' to 30'	31' to 35'	
<b>Arc</b>					
90° to 210°	 <b>MP1000-90</b>	 <b>MP2000-90</b>	 <b>MP3000-90</b>	 <b>MP3500-90</b>	 <b>MPLCS515</b> 5' x 15' Left Corner
					
210° to 270°	 <b>MP1000-210</b>	 <b>MP2000-210</b>	 <b>MP3000-210</b>		 <b>MPRCS515</b> 5' x 15' Right Corner
					
360°	 <b>MP1000-360</b>	 <b>MP2000-360</b>	 <b>MP3000-360</b>		 <b>MPSS530</b> 5' x 30' Side Strip

<b>MP800SR</b>		<b>MP Corner</b>
<b>Radius</b>	6' to 12'	
<b>Arc</b>		
90° to 210°	 <b>MP800SR-90</b> Short Radius	 <b>MPCORNER</b> 8' x 15'
	<p>With a precipitation rate of approximately 0.8 in/hr, it is strongly suggested to zone the MP800SR separately to maintain matched precipitation within each zone.</p>	
		
360°	 <b>MP800SR-360</b> Short Radius	<b>MP Male Threaded</b>  Available in all MP Rotator models, except MP1000-210, MP3500-90, and MP800SR models <b>MP-HT</b> Male-Threaded

**Website** [hunterindustries.com](http://hunterindustries.com) | **Customer Support** 1-800-383-4747 | **Technical Service** 1-800-733-2823

Helping our customers succeed is what drives us. While our passion for innovation and engineering is built into everything we do, it is our commitment to exceptional support that we hope will keep you in the Hunter family of customers for years to come.

  
Gregory R. Hunter, President of Hunter Industries

